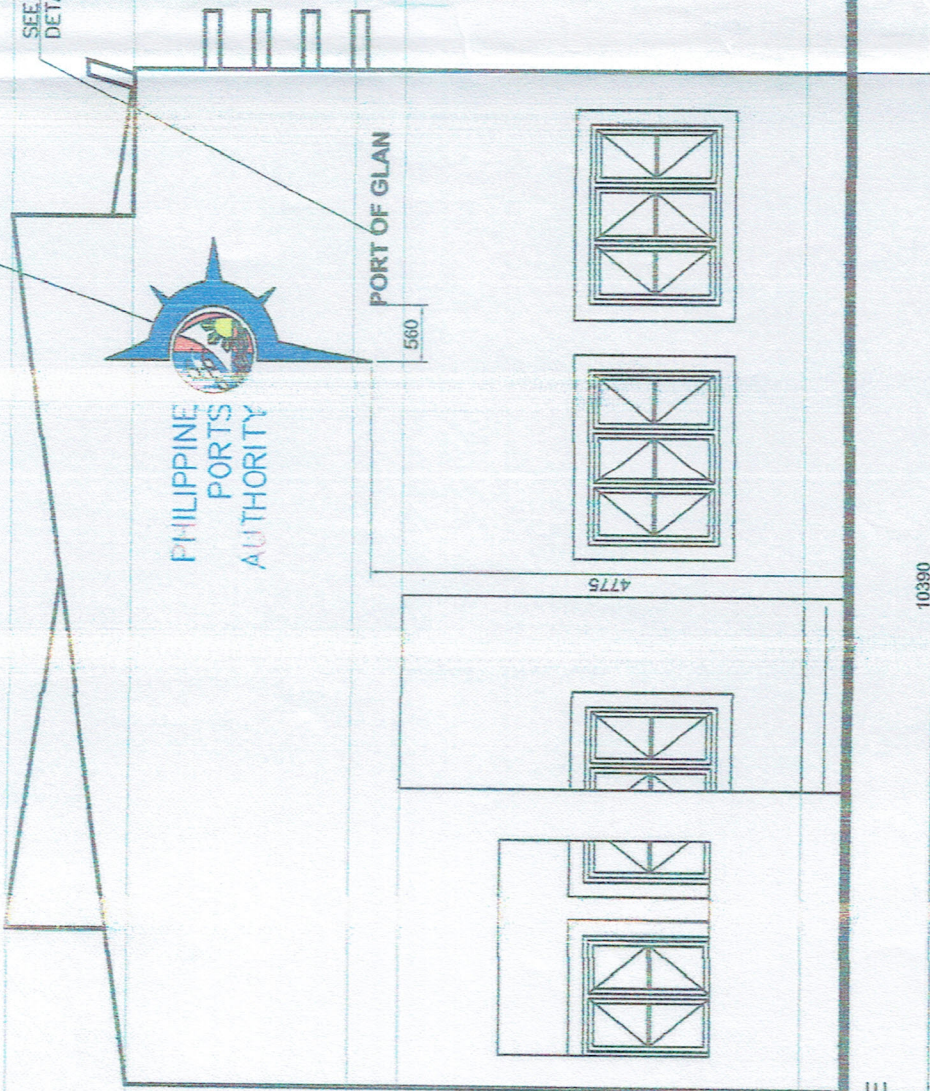
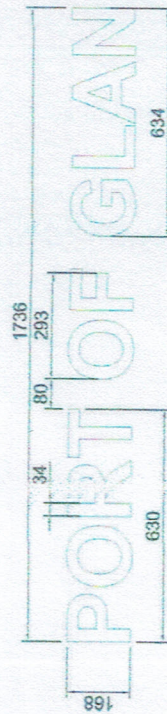


SEE LETTERING  
DETAIL

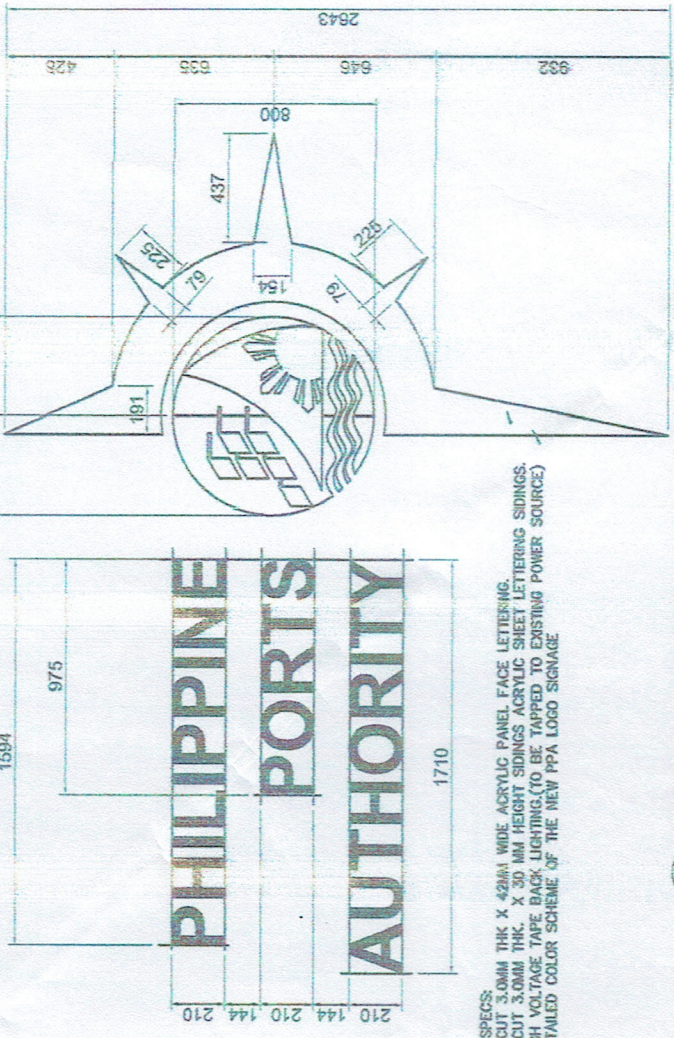


REAR ELEVATION  
SCALE 1:75




LETTERING DETAIL  
SCALE 1:20

NOTES AND SPECS:  
 \* LASER CUT 3.0MM THK X 42MM WIDE ACRYLIC PANEL FACE LETTERING.  
 \* LASER CUT 3.0MM THK X 30 MM HEIGHT SIDINGS ACRYLIC SHEET LETTERING SIDINGS.  
 \* LED HIGH VOLTAGE TAPE BACK LIGHTING.(TO BE TAPPED TO EXISTING POWER SOURCE)  
 \* SEE DETAILED COLOR SCHEME OF THE NEW PPA LOGO SIGNAGE



DETAILED LOGO DESIGN FOR PASSENGER TERMINAL BUILDING (1-UNIT)  
SCALE 1:30



PPA LOGO COLOR DETAIL  
NTS

NOTES AND SPECS:  
 \* LASER CUT 3.0MM THK X 42MM WIDE ACRYLIC PANEL FACE LETTERING.  
 \* LASER CUT 3.0MM THK X 30 MM HEIGHT SIDINGS ACRYLIC SHEET LETTERING SIDINGS.  
 \* LED HIGH VOLTAGE TAPE BACK LIGHTING.(TO BE TAPPED TO EXISTING POWER SOURCE)  
 \* SEE DETAILED COLOR SCHEME OF THE NEW PPA LOGO SIGNAGE