

MAY 05 2022



PHILIPPINE
PORTS
AUTHORITY




PPA MEMORANDUM CIRCULAR
NO. 07 - 2022

TO : The Port Manager, PMO Batangas
Asian Terminals, Inc. (ATI)
ATI Batangas, Inc. (ATIBI)
Cargo Owners/Brokers/Shipping Lines
Other Port Users Concerned

SUBJECT : Revised Schedule of Cargo Handling Tariffs at the Port of
Batangas (Phases I and II) Pursuant to PPA Memorandum
Circular No. 04-2022 entitled "Approved 10% Upward
Adjustment in Cargo Handling Tariffs at Batangas Port
(Phases I and II)"

Pursuant to PPA Memorandum Circular No 04-2022* dated April 27, 2022, the 10% upward adjustment in cargo handling tariffs at Phases I and II, Port of Batangas was approved.

As such, attached is the **Revised Schedule of Cargo Handling Tariffs** at the Port of Batangas for reference and guidance of all concerned, the implementation date of which, is on May 14, 2022.


JAY DANIEL R. SANTIAGO
General Manager

Encls: as stated

*PPA MC No. 04-2022 was published in
the Manila Standard on April 29, 2022

**SCHEDULE OF RESTRUCTURED CARGO HANDLING (CH) TARIFF & OTHER CH RELATED CHARGES
FOR DOMESTIC & IMPORT/EXPORT CARGOES
PHASE I, PORT OF BATANGAS (A)
As of May 14, 2022**

The flat rates quoted below for cargo handling services included charges for cargo handling gear and equipment, standard labor complement, overtime, meal hour time and differential pay of arrastre/stevedoring gangs and such other regular services and equipment as defined hereunder.

**10% INCREASE IN CH TARIFF
PER PPA MC No. 04-2022 DTD. APRIL 27, 2022
EFFECTIVE MAY 14, 2022**

		<u>NON-PALLETIZED</u>		<u>PALLETIZED/UNITIZED</u>	
	BASIS	ARRASTRE	STEV.	ARRASTRE	STEV.
I. DOMESTIC CARGO					
A. GENERAL CARGO					
1.	Non-Prime Commodities				
1.1	Cargoes in bags, sack, boxes, cartons, drums, crates	Metric Ton	291.00	73.10	226.60
1.2	Others	Rev. Ton	187.15	46.70	145.85
2.	Prime Commodities				
	Rice	Rev. Ton	79.20	19.75	61.70
	Palay	Rev. Ton	79.40	19.75	61.70
	Milk	Rev. Ton	118.90	29.75	92.80
	School Supplies	Rev. Ton	129.70	32.70	101.00
	Edible Oil	Rev. Ton	122.45	30.65	95.30
	Sugar	Rev. Ton	148.30	37.60	115.40
	Corn	Rev. Ton	83.45	20.95	64.90
	Canned Fish	Rev. Ton	187.15	46.70	145.85
	Eggs	Rev. Ton	187.15	46.70	145.85
	Flour	Metric Ton	85.60	31.70	66.65
3.	Live Animals				
	Crated	Rev. Ton	289.85	72.25	
	Uncrated	Per Head	28.10	7.05	
4.	Logs	M. Bd. Ft.	143.00	35.85	
5.	Lumber	M. Bd. Ft.	143.00	35.85	111.45
6.	Vehicles	Rev. Ton	275.15	68.55	25.35
B. HEAVY LIFT CARGO					
	5 to 15 tons	Metric Ton	129.65	32.65	
	Over 15 to 20 tons	Metric Ton	234.15	58.65	
	Over 20 tons	Metric Ton	244.25	61.10	
C. DANGEROUS CARGO					
	To be charged in accordance with PPA Admin. Order Nos. 02-89 and 01-90 and Item 8 of the attached Terms and Conditions				

H mgn jms

D. CONTAINERIZED CARGO

	Basis	Arrastre		Stevedoring
		Loaded	Empty	
5 footer and below	Per Box	285.50	86.00	105.00
Over 5 footer to 10 footer	Per Box	571.00	171.50	208.00
Over 10 to 20 footer	Per Box	1,143.00	456.00	346.00
Over 20 to 35 footer	Per Box	2,000.50	799.00	346.00
Over 35 to 40 footer	Per Box	2,284.50	914.50	346.00

Containers that are stripped (LCL) or stripped at pier/wharf terminal inside port zone.

The above prescribed arrastre rates for containers shall not apply, instead the regular or existing arrastre charges (contents) shall apply, chargeable against owners/consignees of goods.

In addition, stripping or stuffing charges shall be 1/3 of commodity rates to be charged against shipping companies.

NOTE: Stevedoring on containerized cargo for non-self sustaining vessel is exclusive of equipment hire if quay/dock crane or any lifting equipment is supplied and used by the contractor/operator.

E. OTHER CHARGES

1. RORO Terminal Fee (RRTF)

The applicable RRTF for RO-RO cargoes for Strong Republic Nautical Highway (SRNH) is under PPA Operations Memorandum Circular No. 01-2010 dated February 25, 2010 and 02-2010 dated March 23, 2010.

2. APPLICABLE RATES FOR CHA-RO AND STO-RO

2.1 CHA-RO

a. Container/s mounted on chassis or trailer:	<u>Basis</u>	<u>Handling Fee</u>	
		<u>Loaded</u>	<u>Empty</u>
Below 10 footer	Per Box	142.00	43.00
10 footer	Per Box	285.00	85.00
Over 10 to 20 footer	Per Box	574.00	232.00
Over 20 to 35 footer	Per Box	1,001.00	400.00
Over 35 to 40 footer	Per Box	1,147.00	461.00

b. Conventional cargo (breakbulk, palletized or unitized, live animals, iron and steel products, etc.) loaded on trailers and towed in/out of the Ro-Ro vessels:

These cargoes shall be charged seventy-five (75%) percent of the arrastre rate for non-palletized cargo in the existing tariff for conventional cargo based on the gross weight.

c. Empty Chassis/Trailers:

These cargoes shall be charged fifty (50%) percent of the arrastre rate in the existing tariff for convention

STO-RO

a. Container/s mounted on chassis or trailer:	<u>Basis</u>	<u>Handling Fee</u>	
		<u>Loaded</u>	<u>Empty</u>
Below 10 footer	Per Box	142.00	43.00
10 footer	Per Box	285.00	85.00
Over 10 to 20 footer	Per Box	574.00	232.00
Over 20 to 35 footer	Per Box	1,001.00	440.00
Over 35 to 40 footer	Per Box	1,147.00	461.00

Handwritten initials: "H" and "mra"

- b. Conventional cargo (palletized or unitized) discharged from trailer and stowed on the wharf or vice-versa:

These cargoes shall be charged seventy-five (75%) percent of the arrastre rate for palletized cargo in the existing tariff for conventional cargo.

3. Line Handling

Domestic Vessel:

Rate

Size of Vessel

Less than 25 GT

62.00

25 up to 100 GT

103.00

101 up to 500 GT

210.00

501 up to 1,000 GT

260.00

1,001 up to 3,000 GT

365.00

3,001 up to 5,000 GT

470.00

5,001 up to 10,000 GT

626.00

10,001 up to 20,000 GT

730.00

above 20,000 GT

835.00

II. IMPORT/EXPORT CARGO

Per Executive Committee Resolution No. 93-236 and confirmed by the PPA Board of Directors per Board Resolution no. 1335

NON-PALLETIZED

PALLETIZED

BASIS

ARRASTRE

STEV.

ARRASTRE

STEV.

A. CONVENTIONAL CARGO

1.	General Cargoes	Rev. Ton	141.30	85.65	110.70	60.55
2.	Others *					
1.	Rice	Rev. Ton	80.80	88.60	62.85	62.75
2.	Palay	Rev. Ton	81.00	88.60	63.15	62.75
3.	Corn	Rev. Ton	85.15	88.60	66.20	62.75
3.	Logs	MBDFT	163.65	233.00		
4.	Lumber	MBDFT	174.65	233.00	136.60	167.20
5.	Bulk	Metric Ton	141.30	85.65		
6.	Iron & Steel Products	Metric Ton	166.00	83.45	129.95	59.90
7.	Heavy Lift Cargoes					
	5 to 15 tons	Metric Ton	335.60	480.00		
	over 15 to 20 tons	Metric Ton	555.80	480.00		
	over 20 tons	Metric Ton	781.50	583.10		

B. SPECIAL SERVICES

1. Shifting Charges

- 1.1 Shifting/Restowing cargo within the same hatch 150% of basic rate
- 1.2 Shifting from one hatch to another or from one hold to dock/pier or barge or vice versa 200% of basic rate

*Approved per Memorandum dated December 11, 1989 effective June 1990

Hb mgn jms

2. Checking charges - For all cargo discharged or loaded thru shipside:

	BASIS	RATE
2.1 General Cargo	Per Ton	10.10
2.2 In Bulk	Per Ton	7.60

3. Extra Labor Charge - For extra labor requested in addition to regular gang

3.1 Small Gang	Per Hour	603.90
3.2 Big Gang	Per Hour	887.75

4. Stand-by Charges - For stand-by time due to causes beyond the control and not through the fault or negligence of the contractor but not limited to waiting for vessel's arrival to dock, inclement weather, breakdown of vessels' equipment or waiting for barges or trucks will be assessed at the following rates:

4.1 Arrastre Gang	Per Hour	603.90
4.2 Stevedoring Gang	Per Hour	928.15

C. OTHER CHARGES

1. Line Handling

Foreign Vessel:

Size of Vessel	Rate
Less than 10,000 GRT	779.00
10,000 - 20,000 GRT	890.00
20,001 - 30,000 GRT	1,113.00
above 30,000 GRT	1,336.00

III. DANGEROUS CARGOES

To be charged in accordance with PPA Admin. Order Nos. 02-89 & 01-90 and Item 8 of the attached Terms and Conditions

IV. MINIMUM LABOR COMPLEMENT AND EQUIPMENT REQUIREMENTS

A. Arrastre	Labor	Equipment/Gear
(Non-Sustaining Vessel)	19 Men/Gang 1 Foreman 1 Checker 1 Timekeeper	Pallets Tarpaulins Sliding Boards Gang Planks
B. Stevedoring		
(Non-Sustaining Vessel)	19 Men/Gang 1 Foreman 1 Checker 1 Timekeeper	Sliding Boards Tarpaulin Pallets Gang Planks

H *mon* *plms*

**SCHEDULE OF RESTRUCTURED CARGO HANDLING (CH) TARIFF & OTHER CH RELATED CHARGES
FOR CONTAINERIZED AND NON-CONTAINERIZED IMPORT/EXPORT CARGO
PHASE II, PORT OF BATANGAS (A)
As of May 14, 2022**

10% INCREASE IN CH TARIFF
PER PPA MC No. 04-2022 DTD. APRIL 27, 2022
EFFECTIVE MAY 14, 2022

I. CONTAINERIZED CARGO

A. Vessel Charges (Stevedoring)

	<u>Basis</u>	<u>Rates</u>
<u>Non-Self Sustaining Vessel</u>		
1. CY/FCL		
<u>Loaded</u>		
20 footer	/ box	4,273.50
40 footer	/ box	5,977.00
<u>Empty</u>		
20 footer	/ box	3,592.00
40 footer	/ box	4,627.00
2. CFS/LCL - Inbound/Outbound		
20 footer	/ box	10,586.00
40 footer	/ box	15,426.50
3. Shifting on Board	/ box	3,237.50
4. Shifting via dock/barge/ vice versa		
<u>SVD Loaded</u>		
1-4 TEU/bay (or equivalent units)	/box	7,286.50
Above 4 TEU/bay (or equivalent units) but no more than 15 units/bay	/box	9,471.00
Above 15 units/bay	/box	12,311.00
<u>SVD Empty</u>		
1-4 TEU/bay (or equivalent units)	/box	7,286.50
Above 4 units/bay (or equivalent units)	/box	9,471.00
5. Foreign Transhipment (without rework)		
20 footer	/ box	6,215.50
40 footer	/ box	7,773.00
<u>Self-Sustaining Vessel</u>		
1. CY/FCL		
<u>Loaded</u>		
20 footer	/ box	2,357.00
40 footer	/ box	4,056.00
<u>Empty</u>		
20 footer	/ box	1,685.50
40 footer	/ box	2,713.00
2. CFS/LCL - Inbound/Outbound		
20 footer	/ box	8,622.00
40 footer	/ box	13,429.00
3. Shifting on Board	/ box	1,333.00
4. Shifting via dock/barge/ vice versa	/ box	3,471.00





5. Foreign Transshipment (without rework)		
20 footer	/ box	2,768.50
40 footer	/ box	4,329.50

B. Cargo Charges (Arrastre)

1. FCL - Import		
20 footer	/ box	3,885.50
40 footer	/ box	8,915.50
2. FCL - Export		
20 footer	/ box	3,172.50
40 footer	/ box	7,286.50
2.1 SHUT-OUT Export - an added charge on top of the arrastre (export) charge of:		
Full/Loaded	/ box	3,169.00
Empty	/ box	1,584.00
3. CFS/LCL - Import and Export shall be charged based on actual weight or measurement of LCL cargoes applying the present general cargo rate.		
4. Empty Container Handling Fee* (per PPA AO No. 12-2020 dtd. Dec. 15, 2020)		
Import		
20 footer	/ box	1,400.00
40 footer	/ box	2,800.00
45 footer	/ box	3,150.00
Export		
20 footer	/ box	1,400.00
40 footer	/ box	2,800.00
45 footer	/ box	3,150.00

C. Dangerous Cargo

To be charged in accordance with PPA AO No. 02-89 dtd. 8/14/89 and PPA AO No. 01-90 dtd. 03/01/90.

II. NON-CONTAINERIZED

A. Vessel Charges (Stevedoring)	Basis	Rates	
		Non-Palletized	Palletized
1. General Cargo			
a) Bagged Cargoes (Cargoes in bags, sacks)	/RT	211.00	83.00
b) Frozen Cargoes			
b.1 Unpacked Fish	/RT	657.00	-
b.2 Fish in Cartons	/RT	438.00	-
c) Others (Cargoes in crates, boxes, cases, drums, etc.)	/RT	91.00	62.00
2. Heavy Lift			
a) 5 - 20 tons	/MT	447.00	-
b) Over 20 tons	/MT	543.00	-
3. Steel Products	/MT	73.00	51.00
4. Logs	/1000 Bd.Ft.	191.00	-
5. Lumber	/1000 Bd. Ft.	-	142.00
6. Bulk			
a) Free Flowing	/MT	91.00	-
b) Non-Free Flowing	/MT	99.00	-

H

8

pm

7. Shifting within hatch 150% of applicable rates
8. Shifting from hatch to another or from one hold to dock/pier or barge or vice versa 200% of applicable rates

N.B. The above charges shall be exclusive of equipment except for item 6 i.e. Bulk cargoes where clamshell shall be provided.

B. Cargo Charges (Arrastre)

Import

	<u>Basis</u>	<u>Rates</u>	
		<u>Non-Palletized</u>	<u>Palletized</u>
1. General Cargo			
a. Bagged Cargoes (cargoes in bags, sacks)	/RT	237.00	105.00
b. Frozen Cargoes			
b.1 Unpacked Fish	/RT	887.00	-
b.2 Fish in Cartons	/RT	592.00	-
c. Others (cargoes in crates, boxes, cases, drums, etc.)	/RT	133.00	105.00
2. Steel Products	/RT	155.00	125.00
3. Logs	/1000 Bd. Ft.	202.00	-
4. Lumber	/1000 Bd. Ft.	-	202.00
5. Heavy Lift			
5 - 15 tons	/MT	320.00	-
Over 15 to 20 tons	/MT	530.00	-
Over 20 tons	/MT	745.00	-
6. Bulk Cargo	/MT	133.00	-
7. Checking Charge (Shipside Delivery)	/RT	15.00	-

C. Roll-on-Roll-off Charges

1. Vessel Charges (Stevedoring)	/RT	76.00	-
2. Cargo Charges (Arrastre)	/RT	133.00	-



D. Dangerous Cargo

To be charged in accordance with PPA AO No. 02-89
dtd. 8/14/89 and PPA AO No. 01-90 dtd. 03/01/90.

III. MISCELLANEOUS CHARGES (payable by whoever requested for services)

A. CONTAINERIZED

	<u>Basis</u>	<u>Rates</u>
1. Lifting and closing of hatch covers, lids and supporting beams (non-self sustaining vessels only)	/hatch	4,543.00
2. Making fast and letting go lines		
Size of Vessel :		
Less than 10,000 GRT	/vessel/call	743.50
10,000 - 20,000 GRT	/vessel/call	848.50
20,000 - 30,000 GRT	/vessel/call	1,060.00
above 30,000 GRT	/vessel/call	1,272.00
3. Pier Lighting (night operations -- 1800H to 0600H)	/hour	91.50

H  

4. Reefer Charges (Plug in/out)	/box/hour or fraction	
20 footer		67.00
40 footer		158.50
--- A minimum of six (6) hours shall be imposed on import reefer vans		
20 footer	/box	405.50
40 footer	/box	952.00
--- Reefer vans for export shall be subject to one (1) hour minimum		
5. a. B.O. Turnover Survey	gang/hour	1,083.00
b. Shoring/Recouping (Labor Cost Only)	gang/hour	466.50
Materials, subject to the determination of both parties based on actual usage.		
c. Stripping - FCL	/box	7,558.50
- 100% examination	/box	7,558.50
- Over 10% but below 100% exam	/box	3,782.00
- BOC Spot Checking exam	/box	1,156.00
6. Equipment Rental (includes operator)		
a. Shore Crane	/hour or fraction	6,129.00
b. Crane - 100 ton mobile crane minimum of twelve (12) container moves	/minimum	23,176.50

EQUIPMENT HIRE

Crane (Mobile) 100 Tons Capacity	/hour	12,461.50
Crane 50 Tons Capacity	/hour	5,093.50
Crane 25 Tons Capacity	/hour	2,910.00
Crane Container Barge Tango	/hour	1,786.50
Forklift 20 Ton Capacity	/hour	1,454.00
Forklift 10 Ton Capacity	/hour	802.00
Forklift 3 Ton Capacity	/hour	554.00
Toploader 25 Ton Capacity	/hour	2,179.50
Toploader 35 Ton Capacity	/hour	2,909.00
Shifter/Straddle Carrier 25 Ton Capacity	/hour	2,920.50
Tractor Head	/hour	799.50
Truck, Stake	/hour	554.00
Chassis with Truck/Tractor		
20 footer	/hour	351.50
40 footer	/hour	700.00
c. Pallets (outside rental)	/hour	67.00
7. Transferring/storing of dangerous cargoes at the Dangerous Cargo Area (DCA) - (Per PPA MC 12-2004 for MICT & PPA MC 02-2005 for South Harbor)		
Containerized dangerous cargo	/ TEU	4,154.50
LCL (non-palletized)	/ RT	284.50
LCL (palletized)	/ RT	218.50

The charges shall be distinct and in addition to the "premium charges" prescribed under PPA Admin. Order No. 02-89 (Cargo Handling Rate for Dangerous/Obnoxious Cargoes).

Penalty Charges

Stand-by Charges	gang/hour	1,523.00
a. Manpower		

Applies to vessel operation when labor is engaged to work but cannot work, when causes are attributable to vessel's fault, under the ff. conditions:

H

~~SR~~

[Handwritten signature]

- a. waiting for vessel to dock;
- b. breakdown of vessel's gear;
- c. waiting for cargo/truck; and
- d. men engaged but not put to work.

Standby time charges due to inclement weather shall not apply except when the cargo owner/ consignee insists on the deployment of a gang or objects to the knocking off of the gang during or impending inclement weather.

b. Shore Crane	/minute	331.00
Equivalent to four (4) Container Lifts		
per hour or fraction thereof	/hour	6,622.00

B. NON-CONTAINERIZED

1. Making fast & letting go lines	<u>Basis</u>	<u>Rates</u>
Size of Vessel :		
Less than 10,000 GRT	/vessel/call	682.00
10,000 - 20,000 GRT	/vessel/call	779.00
20,000 - 30,000 GRT	/vessel/call	976.00
above 30,000 GRT	/vessel/call	1,169.00
2. Pier Lighting (night operations - 1800H to 0600H)	/hour	78.00
3. a. B.O. Turnover Survey	gang/hour	946.00
b. Shoring/Recouping (Labor Cost Only)	gang/hour	406.00
Materials, subject to the determination of both parties based on actual usage.		
4. Equipment Rental (includes operator)		
a. On-Dock		
Crane (Mobile) 100 Tons Capacity	/hour	11,513.00
Crane 50 Tons Capacity	/hour	4,707.00
Crane 25 Tons Capacity	/hour	2,688.00
Forklift 20 Tons Capacity	/hour	1,343.00
Forklift 10 Tons Capacity	/hour	739.00
Forklift 3 Tons Capacity	/hour	512.00
Toploader 25 Tons Capacity	/hour	2,016.00
Toploader 35 Tons Capacity	/hour	2,688.00
Shifter/Straddle Carrier 35 Tons Capacity	/hour	2,688.00
Tractor Head	/hour	739.00
Truck, Stake	/hour	512.00
b. On-Board		
Forklift 3 Tons Capacity	/hour	912.00
c. Outside rental of pallets	/hour	76.00

Penalty Charges

Standby time charges shall be applied on delays beyond the control of the the cargo handling operator, only under the following circumstances:

- a. waiting for vessel to dock;
- b. breakdown of vessel's gear;
- c. waiting for cargo/truck/barges;
- d. non-readiness of the vessel;
- e. gang cancelled by client due to instances other than the above

a) On-Board	gang/hour	3,263.00
b) On-Dock	gang/hour	2,356.00

Standby time charges due to inclement weather shall not apply except

N 8.

pm

when the cargo owner/consignee insists on the deployment of a gang or objects to the knocking off of a gang during or impending inclement weather.

Extra Labor Services

1. Gang Services	<u>Basis</u>	<u>Rates</u>
a) On-Dock		
General Cargo Delivery Gang	gang/hour	784.00
B.O. Turn-over Gang	gang/hour	997.00
Utility	gang/hour	1,030.00
Barge Delivery Operation	gang/hour	1,381.00
Lashing/Unlashing (RO-RO)	gang/hour	699.00
Discharging Vessel/Barge Operation/Stripping	gang/hour	1,845.00
Lashing/Unlashing Gang	gang/hour	1,265.00
Self-Sustained Vessel (Loading/Unloading)	gang/hour	2,312.00
Integrated General Cargoes & Units	gang/hour	2,803.00
b) On-Board		
Regular Gang	gang/hour	845.00
Big Gang	gang/hour	993.00
Manlighter Gang	gang/hour	590.00
Lashing/Unlashing/Shoring	gang/hour	979.00
2. Personnel Services		
Antigo	/hour	102.00
Batteryman	/hour	105.00
Cabo	/hour	105.00
Cabo B.O.	/hour	105.00
Carpenter	/hour	102.00
Checker Posting B.O.	/hour	102.00
Checker Delivery	/hour	109.00
Checker Posting	/hour	109.00
Checker Receiving	/hour	109.00
Checker Transfer	/hour	109.00
Clerk	/hour	102.00
Cooperer B.O.	/hour	102.00
Deliveryman	/hour	102.00
Electrician	/hour	102.00
Foreman Delivery	/hour	109.00
Foreman Receiving	/hour	109.00
Gatekeeper	/hour	113.00
Gearlockerman	/hour	102.00
Inspector B.O.	/hour	109.00
Inspector Gate	/hour	113.00
Lineman	/hour	102.00
Locator	/hour	102.00
Locator Van	/hour	102.00
Mechanic	/hour	109.00
Mechanic Helper	/hour	105.00
Moderno	/hour	101.00
Operator Crane (2)	/hour	133.00
Operator Forklift	/hour	102.00
Operator Gantry Crane	/hour	101.00
Operator Mobile	/hour	109.00
Operator Tractor	/hour	113.00
Reefer Technician	/hour	110.00
Signalman	/hour	102.00
Special Cargoman	/hour	102.00
Supervisor	/hour	117.00
Supervisor B.O.	/hour	117.00
Superintendent	/hour	125.00
Truck Driver	/hour	102.00
Utilityman	/hour	102.00
Welder	/hour	102.00
Winchman	/hour	102.00
Baggage Master	/hour	105.00

H





IV. STORAGE FEES FOR OOG CONTAINERS* (per PPA AO No. 13-2020 dtd. Dec. 15, 2020)

1. Storage Fees for Imported OOG Containers after the FSP of Five (5) Days

Imported OOG	6th - 10th day	11th-15th day	16th-20th day	21st -25th day	26th-30th day	31st day & Beyond
20 footer	1,443.90	1,588.29	1,732.68	1,877.07	2,021.46	2,165.85
40 footer	2,887.80	3,176.58	3,465.36	3,754.14	4,042.92	4,331.70

2. Storage Fees for Exported OOG Containers after the FSP of Four (4) Days

Exported OOG	5th - 6th day	7th - 10th day	11th-15th day	16th-20th day	21st - 25th day	26th-30th day	31st day & Beyond
20 footer	180.45	360.90	396.99	433.08	469.17	505.26	541.35
40 footer	360.90	721.80	793.98	866.16	938.34	1,010.52	1,082.70

NOTE:

* - No Increase